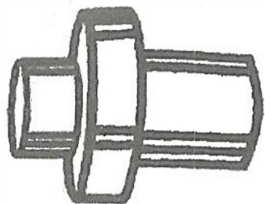





**Questions?**  
Call us Toll Free at:  
**1-888-648-4923**  
(Mon-Fri, 9AM-5PM, EST) or  
email Mike Meditz at:  
**mike@kaiserwillys.com**

## RIVETING TOOL

This little anvil clamps in a vise and makes riveting or removing old linings a snap! Kit comes with a punch to knock out old rivets, a tool to swedge new tubular rivets, and a tool to drill and countersink linings.




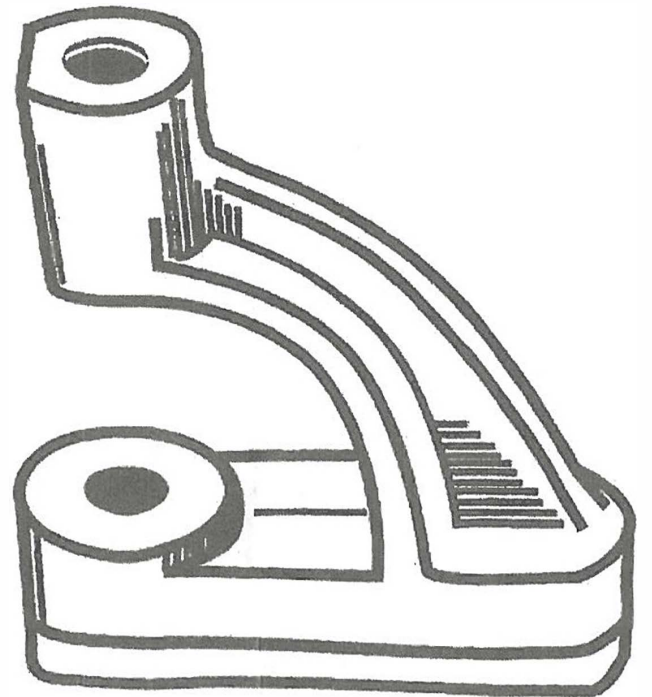
Installs in bottom hole of anvil and supports head of rivet when installing new rivets / lining.



Use this tool for knocking out old rivets.



Use this tool for setting tubular rivets.



Use this tool for drilling and countersinking lining.

**NOTE:** When you use this anvil the first time, the tools will be difficult to install because the spring clip is tight. Just use a little pressure and a twisting motion to install the tool.